

CONTINUING DENTAL EDUCATION

COURSE CATALOG • AUG 2022-MAR 2023

World-class learning
in a world-class city...



UNIVERSITY OF THE
PACIFIC
Arthur A. Dugoni
School of Dentistry

dental.pacific.edu/CDEclasses



SAVE THE DATE!

58TH ANNUAL COLONEL ALLYN D. BURKE MEMORIAL DENTAL SYMPOSIUM

Friday and Saturday | June 23 – 24, 2023

Monterey Conference Center
Monterey, CA

Register online
dental.pacific.edu/CDEclasses

CONTINUING DENTAL EDUCATION

COURSE CATALOG

HANDS-ON PROGRAMS

- * Oral Surgery for General Practitioners: Take Yourself to the Next Level of Proficiency 8
- Registered Dental Assistant in Extended Functions Program 10
- * Clinical Occlusion: Diagnosing and Treating the Most Overlooked Aspect of Our Practice 12
- Lights, Camera, Anterior Composites 14
- Advanced Restorative Continuum: Intensive Hands-on Training 16

LECTURE PROGRAMS

- * 2022 Dental Hygiene Symposium 18
- 28th Annual Pacific/UCSF Island Dental Colloquium – Kauai, Hawaii 22
- * Cariology – What Do I Really Need to Know? 24

LIVE WEBINARS

- * Geriatric Dentistry: Are You Ready for the Gray Tsunami? 4
- What You Need to Know to Successfully Treat this Growing Population
- * Pediatric Dental Trauma: New Directions 15
- Infection Control After COVID-19 and the California Dental Practice Act 21

VIRTUAL COURSE

- Registered Dental Hygienist in Alternative Practice Program 6

* INDICATES NEW COURSE

All courses are held at the Arthur A. Dugoni School of Dentistry at 155 Fifth Street in San Francisco unless otherwise indicated. Course offerings are subject to change. For the most up-to-date program information, go to

dental.pacific.edu/CDEclasses

University of the Pacific, Arthur A. Dugoni School of Dentistry is an ADA CERP recognized provider. ADA CERP is a service of the American Dental Association to assist dental professionals in identifying quality providers of continuing dental education. ADA CERP does not approve or endorse individual courses or instructors, nor does it imply acceptance of credit hours by boards of dentistry. Concerns or complaints about a CE provider may be directed to the provider or to ADA CERP at www.ada.org/cerp.

University of the Pacific, Arthur A. Dugoni School of Dentistry designates these activities for a specified number of continuing education credits. One unit of credit is awarded for each hour of instruction. Please refer to the individual course descriptions for credit designation.

ADA CERP® | Continuing Education
Recognition Program

ACDE
Association For Continuing Dental Education

Cover photo by Dllu/Creative Commons; course photography by Jon Draper unless otherwise noted

Geriatric Dentistry: Are You Ready for the Gray Tsunami? What You Need to Know to Successfully Treat this Growing Population



Saturday, August 20, 2022

This three-hour live webinar will provide a health-centered approach to treating the medically complex, geriatric population in a dental setting. The initial section of the lecture will cover the epidemiology and demographics of the geriatric dentistry patient population. Pre-treatment medical assessment and interprofessional communication strategies will be discussed, in addition to caries risk assessment, periodontal assessment and occlusal disease evaluation. Treatment strategies for these complex patients will be presented and several patient cases will be given as examples. *This is the first time this course will be presented in the San Francisco Bay Area.*



Tim Verceles

You Will Learn

- ❑ To identify the demographics of the geriatric population in the United States
- ❑ To analyze common medical conditions and pharmacology associated with the geriatric population
- ❑ To review the Caries Management by Risk Assessment (CAMBRA) protocols for patients
- ❑ To synthesize information from case presentations relating to restorative dentistry, oral surgery and removable and implant prosthodontics for geriatric patients

Who Should Attend

This webinar is designed for dentists, specialists and all members of the dental team wishing to learn more about treating geriatric patients.

Tuition: \$195 Dentists; \$165 Allied Dental Professionals

Program: 9:00 am – 12:00 pm

Format: Live, interactive webinar via Zoom

Credits: This activity is designated for 3 units of continuing education credit.

Faculty

Tim Verceles, DDS, is an assistant professor at the Dugoni School of Dentistry in the Department of Diagnostic Sciences and is a faculty member in the Special Needs Clinic. He graduated from UCSF School of Dentistry and earned a BS in genetics from UC Davis. He completed a GPR at the VA Palo Alto. He is former AEGD program director and chief of dentistry at Highland Hospital in Oakland. He maintains a practice in Hayward, CA and provides hospital dentistry for several skilled nursing facilities and medical centers in the San Francisco Bay Area.



SAVE MORE \$ WITH CDE DISCOUNTS

Alumni Association Members

15%


Dues-paying alumni and associate members of the Dugoni School of Dentistry are eligible for a **15% discount** off regular tuition for most programs sponsored by the Division of Continuing Dental Education.

Recent Dugoni School Graduates

20%

Recent graduates of the Dugoni School from the past five years are eligible for a **20% discount** off regular tuition for most programs sponsored by the Division of Continuing Dental Education.

Early Bird Tuition Discounts – All Participants



Early Bird Tuition is available to everyone and is offered for most hands-on programs sponsored by the Division of Continuing Dental Education. The deadline for the Early Bird Tuition is typically 30 days prior to the program start date and a discount code is not needed. Check our website and CDE catalog for specific deadlines.

**These discounts do not apply towards travel programs or specially discounted programs, and are non-transferable. The offers cannot be combined with other CDE discounts.*

Email cedental@pacific.edu
to receive your alumni discount code.
Register online at dental.pacific.edu/CDEclasses



Registered Dental Hygienist in Alternative Practice Virtual Program



August 26 – December 2, 2022

OR

February 10 – May 12, 2023

Led by Elena Francisco, RDHAP, MS, this online program is designed for dental hygienists interested in expanding their knowledge and ability to treat people with complex physical, medical or psychological needs and patients in underserved communities. It fulfills the Dental Hygiene Board of California's 150-hour education requirement needed to apply for an RDHAP license. The virtual program, offered twice a year, consists of live, interactive webinars, online modules and a field study.



Elena Francisco and Paula Watson

The Dugoni School of Dentistry Difference

- ❑ A personalized program for RDHs led by practicing RDHAPs
- ❑ The only RDHAP program offered by an accredited dental school in California
- ❑ A fully online program approved by the Dental Hygiene Board of California
- ❑ Interest-free payment plans available to qualified candidates
- ❑ Funding available through the Sallie Mae Smart Option Student Loan®
- ❑ Convenient virtual program accessible from anywhere in California

Curriculum Topics


- ❑ Dental hygiene practice and theory
- ❑ Treating medically complex patients, geriatric patients and children with and without special needs
- ❑ Oral pathology
- ❑ Pharmacology
- ❑ Information management
- ❑ Developmental disabilities and oral health care
- ❑ Medical and dental emergencies
- ❑ Business administration for dental hygienists

Tuition: \$3,400

Deposit: \$400 (nonrefundable)

Format: Live, interactive webinars, online modules and a field of study

Credits: This activity is designated for 150 units of continuing education credit.



Faculty

Elena Francisco, RDHAP, MS, graduated from Loma Linda University with a bachelor's degree in dental hygiene. She practiced clinical dental hygiene in Northern California for more than 40 years. She received her master's degree in dental hygiene from Idaho State University. She served on the faculty at University of the Pacific's Dental Hygiene program, teaching all aspects of dental hygiene. She graduated from the RDHAP program at Pacific and has maintained a practice since 2006, serving her community oral health programs as a resource, contributor and practitioner. She has authored several journal articles, contributed the chapter on "Protocols and Prevention of Dental Caries" in the *12th Edition of Clinical Practice of the Dental Hygienist*, served on the peer review board for *Dimensions of Dental Hygiene* and serves on the advisory board for Elite Healthcare. She is a member of her professional organizations and is active in her local component and the California Dental Hygiene Association.

Paula Watson, RDHAP, MS, received an associate of science in dental hygiene from Foothill College in Los Altos Hills, a bachelor of science in health systems from Chapman University and a master of science in nutrition from University of New Haven. She also maintains licensure as an RDHAP. Paula has served as an associate professor of periodontics in the Dental Hygiene program at the Dugoni School of Dentistry and as senior clinic coordinator, and has taught a variety of didactic courses. Currently, as professor emerita, and in the role of faculty liaison for the RDHAP program, she helps prepare licensed dental hygienists expand their knowledge to improve access to care for underserved populations. Paula has served as a textbook reviewer and has published articles nationally. She currently divides her time between traditional dental and dental hygiene alternative practice, while contributing to a variety of professional and public health committees.

For more information, visit dental.pacific.edu/RDHAP



Oral Surgery for General Practitioners: Take Yourself to the Next Level of Proficiency



Friday and Saturday, August 26 – 27, 2022

OR

Friday and Saturday, February 3 – 4, 2023

This informative and interactive hands-on workshop will teach general practitioners concepts and skills in oral surgery. Video clips on the fundamentals of oral surgery and model work will be sent to participants in advance to prepare them for the program. Hit the ground running by learning the essentials of using a blade, how to effectively use a periosteal elevator for tissue reflection, what flap to use and where, optimizing the use of elevators and forceps, how much force is too much, elevators vs. luxators, how to use a “skinny” bur in the PDL and other basics.



Karl Koerner

During this workshop, you will learn how to apply surgical extraction techniques on life-like dentoform models that simulate patients. Hands-on activities will include: faster and easier surgical extractions; how to quickly and safely remove root tips; sectioning of multirooted teeth; multiple extractions with alveoloplasty; predictable socket preservation; and the basics of maxillary third molar impactions.

You Will Learn

- ❑ To recognize the best practices for patient selection and when to refer
- ❑ How to build on the basic foundations of oral surgery
- ❑ To identify the “must have” surgery instruments
- ❑ How to avoid and manage complications
- ❑ To understand that a “surgical” highspeed is fine but with certain caveats
- ❑ To implement ridge grooming techniques for dentures
- ❑ How to suture like a surgeon
- ❑ To apply the basics of predictable socket preservation ideal for general dentists



Who Should Attend

This workshop is designed for general dentists interested in building on their oral surgery concepts and skills.

Early Bird Tuition: \$1,095 (for registrations received by August 5 for the fall workshop and January 6 for the winter workshop)

Regular Tuition: \$1,195

Program: 9:00 am – 5:00 pm both days

Location: Arthur A. Dugoni School of Dentistry, 155 Fifth Street, SF

Credits: This activity is designated for 14 units of continuing education credit.

Workshop is limited to 30 attendees; includes lunch and morning coffee/tea service.

Faculty

Karl Koerner, DDS, MS, is a former associate professor in oral surgery at Roseman University of Health Sciences, College of Dental Medicine in Utah and is currently an adjunct professor. He has presented hundreds of didactic and participation oral surgery courses in the U.S. and around the world. He is the author of many articles on oral surgery for general dentists, has authored or co-authored four books on oral surgery and has made several surgery DVDs with Dr. Gordon Christensen. He is past president of the Utah Dental Association and Utah Academy of General Dentistry. Dr. Koerner received oral surgery training in the U.S. Army where he completed a general practice residency. He received the AGD's Wedlew Award for his contributions to dentistry and dental education and the Utah Dental Association's Distinguished Service Award.

Registered Dental Assistant
in Extended Functions Program



September 17, 2022 – May 21, 2023

We are pleased to offer an RDAEF program for licensed RDAs and RDAEFs in California. This comprehensive program satisfies the Dental Board of California's requirements for preparing RDAs and existing RDAEFs for extended functions licensure. Our program goes above and beyond the board's requirements for instructional time to ensure participants receive the highest quality training and education available today and to prepare them for these new responsibilities. All sessions are taught by dental faculty members from the Dugoni School of Dentistry. Participants will receive the same outstanding quality of education that predoctoral students receive at our premier dental school.



Brian Kenyon, Leana Miller and Maggie Rodriguez

The Dugoni School of Dentistry Difference

- ❑ A comprehensive program with 410 hours of instruction (342 for existing RDAEFs), combining in-person lectures, online modules, group discussions, hands-on laboratory and live patient clinical experiences
- ❑ Certification programs for both RDAs and existing RDAEFs at a fully accredited dental school
- ❑ Personalized instruction led by dental faculty members from the Dugoni School of Dentistry
- ❑ The only Dental Board of California-approved provider of the RDAEF program at a dental school in Northern California
- ❑ Interest-free, flexible payment plans available to qualified candidates
- ❑ Funding available through the Sallie Mae Smart Option Student Loan®
- ❑ Convenient weekend schedule at the Dugoni School of Dentistry's state-of-the-art campus in downtown San Francisco

Program for RDAs

- This 410-hour certification program trains and prepares currently licensed RDAs to perform all of the new procedures in extended dental functions which include:
- ❑ Performing patient oral health evaluations, charting and evaluating of soft tissue, classifying occlusion and myofunctional evaluation
 - ❑ Performing oral health assessments in community and school-based settings under the direction of a dentist, RDH or RDHAP
 - ❑ Sizing and fitting endodontic master points and accessory points
 - ❑ Making final impressions for tooth-borne removable prostheses
 - ❑ Polishing and contouring existing amalgam restorations
 - ❑ Placing, contouring, finishing and adjusting all direct restorations
 - ❑ Adjusting and cementing permanent indirect restorations

Additionally, participants will be trained to perform:

- ❑ Cord retraction and final impressions procedures for indirect restorations
- ❑ Fitting and cementing endodontic master points and accessory points
- ❑ Making final impressions for permanent indirect restorations
- ❑ All other procedures authorized and adopted by the dental board*

*Please see Section 1753.6 of the California Business and Professions Code



"I'm so happy I had the opportunity to experience the RDAEF program at the Dugoni School. I appreciated the wonderful professors who were professional, patient and passionate about teaching. I work as an RDAEF and the skills I learned in the program have helped me improve the care of our patients and have enhanced my career." —Caroline Hoang, RDAEF Class of 2019



Program for Existing RDAEFs

This 342-hour program updates existing RDAEFs (who were licensed prior to January 1, 2010) in the new, allowable procedures for RDAEFs described above. Participants who successfully complete this program will be eligible to take the new RDAEF exam, and upon successful completion, will be able to perform all of the expanded duties approved for currently licensed California RDAEFs.

- Tuition:** \$20,795 RDAs; \$16,795 RDAEFs
- Student Kit Fee:** \$2,495
- Deposit:** \$2,000 (nonrefundable)
- Location:** Arthur A. Dugoni School of Dentistry, 155 Fifth Street, SF
- Credits:** This activity is designated for 410/342 units of continuing education credit.

Modules and Dates

The RDAEF program is divided into three modules held on Saturdays and Sundays—two to three weekends per month—throughout the eight-month period. Both RDAs and existing RDAEFs maintain the same course schedule for Modules 1 and 2. However, existing RDAEFs will take fewer classes in Module 3.* In addition, students will be required to complete restorations in their supervising dentist's office.

Module 1	Module 2	Module 3
September 17, 2022 – November 20, 2022 (6 weekends)	December 3, 2022 – January 29, 2023 (5 weekends)	February 11, 2023 – May 21, 2023 (10 weekends)*

REGISTER ONLINE
dental.pacific.edu/CDEclasses

Visit dental.pacific.edu/RDAEF for more information

Questions?
Contact the Division of Continuing Dental Education
cedental@pacific.edu | 415.929.6486

Clinical Occlusion: Diagnosing and Treating the Most Overlooked Aspect of Our Practice



September 24 – 25, 2022

The primary focus of this hands-on program is to understand how to diagnose and treat patients with occlusal issues, and when it's best to refer to a TMD specialist. Why are your veneers chipping? Why do some patients have anterior-only wear while others have posterior-only wear? How and when do we need to increase/restore VDO? All these questions will be addressed with a systematic algorithm that will provide you and your patients with the best approach possible. We use the "Diagnostic Diamond," a formula-based system to integrate patient data in a clear and organized manner leading to a risk-based, sequential treatment plan.



Richard Stevenson and Cristina Lopez

The hands-on portion of the workshop will take dentists through the steps to take accurate aesthetically derived facebow records, the indications for and delivery of deprogrammers, centric relations records, equilibration and the five-step check. After this program, you will be able to better understand the diagnostic process with respect to occlusion and to formulate predictable treatment plans and restoration delivery for your patients which lowers the risks associated with occlusion-based failures.

You Will Learn

- ❑ How to perform a functional occlusion diagnosis
- ❑ To employ three reliable techniques to take a repeatable CR record and know when to use each
- ❑ To integrate the aesthetically derived face bow record into all your anterior cases
- ❑ How to set the semi-adjustable articulator to improve your clinical results
- ❑ When to increase or decrease VDO and when to leave it alone
- ❑ To perform a trial equilibration on mounted casts to predict 100% success before initiating in-the-mouth adjustments



Who Should Attend

This course is designed for general dentists and prosthodontists looking to take their dentistry to "the next level" in patient care with foresight, compassion, ethics, integrity and efficiency.

Early Bird Tuition: \$1,695 (for registrations received by August 24)

Regular Tuition: \$1,795

Program: 8:00 am – 5:00 pm both days

Location: Arthur A. Dugoni School of Dentistry, 155 Fifth Street, SF

Credits: This activity is designated for 16 units of continuing education credit.

Workshop is limited to 20 attendees; includes continental breakfast and lunch on both days.

Faculty

Richard G. Stevenson III, DDS, earned his DDS degree and AEGD certificate from UCLA School of Dentistry and obtained board certification from the American Board of Operative Dentistry. He has served as a mentor for the Richard V. Tucker Study Club and taught at both the predoctoral and postdoctoral levels at UCLA. He garnered Teacher of the Year awards from numerous classes at UCLA, including the prestigious ADA Golden Apple Award for Teaching. He is a graduate of the Kois Center and has served as a CE faculty member for UCLA's Aesthetic and Implant Continuums. He maintains multidisciplinary practices in West Los Angeles and San Dimas. After a 26-year academic career, he started Stevenson Dental Solutions in 2015 to fill the gap between traditional education and real-world clinical dentistry for practicing dentists.

Cristina D. Lopez, DMD, is a 1991 graduate of the University of the East. After practicing general dentistry in the Philippines, she immigrated to the United States and obtained her dental license. She began as a lecturer in restorative dentistry at UCLA School of Dentistry in 2007, where she has served in several roles, including assistant to the chair in both the fixed prosthodontics and operative dentistry courses. She has given presentations throughout the U.S. and Asia in the areas of cast gold, veneers and dental materials. She is a member of the Los Angeles Advanced Restorative Study Club and has taught with Dr. Stevenson since 2008.

Lights, Camera, Anterior Composites



Saturday, October 8, 2022

Today's contemporary direct composite systems enable clinicians to truly be artists by conservatively and aesthetically creating life-like restorations that emulate the beauty of the natural tooth structure. However, rehabilitating or enhancing a smile with direct composite resins can be a challenge. The task not only requires an understanding of the intricacies of shade selection, but also a mastery of replicating the uniqueness of natural tooth morphology and luster of the restoration. In this hands-on workshop, Drs. Schmedding and Yang will demonstrate the key elements and methods for creating life-like restorations, which are critical for excellence in anterior composite resin restorations, and how to incorporate dental photography to enhance your outcome. You will receive guidance on consistent lighting, exposure, patient positioning, depth of field and all the necessary equipment and materials to create a consistent approach to your photography.



Troy Schmedding and Nathan Yang

Photography retractors will be provided. We encourage dentists taking the course to bring a camera with a macro lens and ring flash and a memory card. If you do not have, this is a good opportunity to purchase one to bring or we will have a very limited number of cameras available on a first-come, first-served basis.

You Will Learn

- ❑ To understand the necessary camera equipment and accessories needed to incorporate basic dental photography into your practice for anterior composites
- ❑ To incorporate dental photography techniques to help you gather diagnostic information such as shade, texture and shape of anterior teeth
- ❑ To identify composite characteristics that mimic the natural tooth structure
- ❑ To employ layering strategies to increase your predictability in achieving beautiful restorations
- ❑ To perform finishing and polishing techniques to help create the “wow” factor

Who Should Attend

This workshop is intended for dental professionals looking to enhance their anterior composite skills and basic photography abilities to enhance aesthetic outcomes.

Early Bird Tuition: \$545 Dentists; \$435 Allied Dental Professionals
(for registrations received by September 8)

Regular Tuition: \$595 Dentists; \$485 Allied Dental Professionals

Program: 9:00 am – 4:00 pm

Location: Arthur A. Dugoni School of Dentistry, 155 Fifth Street, SF

Credits: This activity is designated for 6 units of continuing education credit.

Workshop is limited to 30 participants; includes lunch and morning coffeeltea service.

Faculty

Troy Schmedding, DDS, has been a practicing cosmetic and restorative dentist for 25 years. He is a 1993 honors graduate from the Arthur A. Dugoni School of Dentistry. He currently maintains a private practice in Walnut Creek, California. Dr. Schmedding holds accreditation status in the American Academy of Cosmetic Dentistry. He also works with numerous manufacturers on implementation and testing of various restorative products being brought to market. He lectures and teaches nationally, as well as internationally, on both aesthetic and restorative dentistry.

Nathan Yang, DDS, served as a clinical assistant professor in the Department of Integrated Reconstructive Dental Sciences from 2007 to 2018 at the Arthur A. Dugoni School of Dentistry. He received his DDS degree from the Dugoni School of Dentistry in 2006. Dr. Yang teaches clinical dental photography and maintains a private practice in San Francisco.

University of the Pacific, Arthur A. Dugoni School of Dentistry would like to acknowledge and thank Kuraray, Meisenger and PDT Instruments for their generous support of this program.

Pediatric Dental Trauma: New Directions



Saturday, November 5, 2022

Are you prepared to render treatment based on contemporary guidelines for traumatic dental injuries? How can you improve the lifelong prognosis of traumatized teeth? This live webinar will provide a case-based framework to triage and successfully manage the care necessary to optimize outcomes for young children and adolescents. The course will also provide the biologic basis and clinical technique for management of specific dental injuries, such as crown fractures, luxation injuries and avulsion injuries. You will receive guidance on projecting prognosis and outcomes of traumatic dental injuries in pediatric patients.



Priyanshi Ritwik

Through cases with clinical images and radiographs, the intricacies of diagnosis, classification and treatment/management will be highlighted. Subtle but critical differences in management based on the stage of root development will be discussed. The course will be a live, interactive webinar, inviting audience participation via questions and answers after each topic covered. The guidelines set forth by the International Association of Dental Traumatology in 2020 will be utilized.

You Will Learn

- ❑ How to diagnose and classify traumatic dental injuries
- ❑ To develop treatment plans for various traumatic dental injuries
- ❑ How to incorporate management of traumatic injuries in your practice
- ❑ To establish a framework for projecting prognosis following specific dental injuries

Who Should Attend

This informative lecture is intended for general practitioners, pediatric dentists, endodontists and dental hygienists.

Tuition: \$195 Dentists; \$165 Allied Dental Professionals

Program: 9:00 am – 12:00 pm

Format: Live, interactive webinar via Zoom

Credits: This activity is designated for 3 units of continuing education credit.

Faculty

Priyanshi Ritwik, BDS, MS, is a professor of pediatric dentistry at UT Houston School of Dentistry in Texas. She is a diplomate of the American Board of Pediatric Dentistry and fellow of the American Academy of Pediatric Dentistry. Dr. Ritwik regularly lectures and provides CE courses on pediatric oral health topics for various national and international groups. She balances her academic career in pediatric dentistry by teaching doctoral and postdoctoral students, maintaining clinical practice, conducting research and promoting interprofessional collaborative practice for advancing pediatric oral health.



Shutterstock

Advanced Restorative Continuum: Intensive Hands-on Training



4 Modules: Friday – Sunday

October 28 – 30, 2022 January 27 – 29, 2023

December 2 – 4, 2022 March 3 – 5, 2023

This four-module, 80-hour workshop features numerous topics and intensive training in the broad realm of restorative dentistry, aimed at taking you and your practice to the next level. Each weekend module will focus on a different area of restorative dentistry and will include lecture, lab and hands-on training. Regardless of the stage of your dental career, a seasoned practitioner or a recent graduate, you will benefit from this Advanced Restorative Continuum.

This expanded and redesigned program at the Dugoni School of Dentistry is the only comprehensive, four-module continuum offered by Drs. Stevenson and Lopez in the nation.



Richard Stevenson and Cristina Lopez

Module I: Posterior Composite Restorations | October 28 – 30, 2022

This module will cover the latest advancements in the broad realm of posterior composite restorations. It is designed to provide the clinician with a deep understanding of the entire restorative process from materials science and adhesion to the placement and adjustment of the finest composite restorations possible. The importance of isolation and techniques to simplify this important step will be practiced. Knowing when to perform pulp capping and what materials to select are critical to overall success and patient satisfaction. Understanding how to mitigate polymerization shrinkage via 3D layering can be efficient and fun to do. Contouring, finishing and polishing the final restoration with occlusion and longevity in mind will ensure better results.

Module II: Anterior Composite Restorations | December 2 – 4, 2022

In this module, the focus will be on anterior composite restorations. The course is designed to provide you with a deep understanding of shade selection, preparation design, layering and polishing techniques to provide excellent anterior composite restorations. Function/dynamic occlusion plays an important role as well as shade matching and contouring in this challenging arena of direct restorations. You will learn the most effective methods to close diastema, restore the fractured incisor and complete chairside veneers with seamless restorations in the aesthetic zone. Using advanced layering techniques is not just limited to artistic geniuses—you can accomplish amazing results with just a few important techniques.

Module III: Posterior Ceramic Restorations | January 27 – 29, 2023

A comprehensive review of posterior ceramic restorations will be covered in Module III. Dr. Stevenson will stress the adherence of proven, well-documented techniques based on clinical studies, and will take you through numerous scenarios of preparation design, temporization techniques and cementation. Learning how to incorporate the biomimetic approach to conserve tooth structure is an integral part of this session.

Module IV: Anterior Ceramic Restorations | March 3 – 5, 2023

During the final module, Dr. Stevenson will review the latest advancements in anterior ceramic veneers, crowns, partial coverage crowners and onlay restorations. The course has been designed to provide you with a deep understanding of the entire restorative process from materials science and adhesion to the placement and adjustment of the finest anterior ceramic veneer restorations possible. Dynamic occlusion plays an important role as well as aesthetics in this challenging arena of indirect restorations. A decision tree for which material to use in each case will be presented which will improve your understanding and execution of both monolithic and bi-layered restorations of lithium disilicate, zirconia and feldspathic ceramics.

You Will Learn

- ❑ How to replicate form, function and aesthetics in both direct and indirect restorative materials
- ❑ To utilize adhesive materials in order to increase retention and longevity with minimal complications
- ❑ To assess and diagnose occlusion, and make appropriate alterations to restorations to maintain/improve occlusal stability

“This very comprehensive restorative course provided me with a wealth of information that I could utilize the next day in my practice. Dr. Stevenson is a master. If you want to up your game, this is the course for you.” —Stephanie Jee, DDS



photo courtesy of Richard Stevenson

- ❑ How to approach complex restorative cases with a risk-based diagnostic and treatment planning algorithm that simplifies the process
- ❑ How to implement Digital Smile Design in your practice workflow
- ❑ Predictable techniques to close diastema, restore large Class IV defects and veneer anterior teeth with seamless composite restorations
- ❑ To create exceptional ceramic veneers which resist chipping and staining over time
- ❑ To integrate the right material for the right case depending on biological, structural, regional and financial aspects

Who Should Attend

This workshop is designed for general dentists seeking advanced training in restorative techniques.

Early Bird Tuition: \$7,995 (for registrations received by September 28)

Regular Tuition: \$8,495

Program: 1:00 pm – 5:00 pm Fridays;
8:00 am – 5:00 pm Saturdays and Sundays

Location: Arthur A. Dugoni School of Dentistry, 155 Fifth Street, SF

Credits: This activity is designated for 80 units of continuing education credit.

Program is limited to 24 attendees; includes afternoon coffee/tea service on Fridays and continental breakfast and lunch on Saturdays and Sundays.

Faculty

Richard G. Stevenson III, DDS, earned his DDS degree and AEGD certificate from UCLA School of Dentistry and obtained board certification from the American Board of Operative Dentistry. He has served as a mentor for the Richard V. Tucker Study Club and taught at both the predoctoral and postdoctoral levels at UCLA. He garnered Teacher of the Year awards from numerous classes at UCLA, including the prestigious ADA Golden Apple Award for Teaching. He is a graduate of the Kois Center and has served as a CE faculty member for UCLA's Aesthetic and Implant Continuums. He maintains multidisciplinary practices in West Los Angeles and San Dimas. After a 26-year academic career, he started Stevenson Dental Solutions in 2015 to fill the gap between traditional education and real-world clinical dentistry for practicing dentists.

Cristina D. Lopez, DMD, is a 1991 graduate of the University of the East. After practicing general dentistry in the Philippines, she immigrated to the United States and obtained her dental license. She began as a lecturer in restorative dentistry at UCLA School of Dentistry in 2007, where she has served in several roles, including assistant to the chair in both the fixed prosthodontics and operative dentistry courses. She has given presentations throughout the U.S. and Asia in the areas of cast gold, veneers and dental materials. She is a member of the Los Angeles Advanced Restorative Study Club and has taught with Dr. Stevenson since 2008.

2022 Dental Hygiene Symposium

Saturday, November 12, 2022

Cradle to Grave: Oral Pathology through the Life Span

Sherri M. Lukes, RDH, MS

Every day in our dental practices, patients of all ages present with various oral pathologies. The astute dental professional with a keen eye for oral lesions can provide an elevated service to the practice, resulting in greater patient satisfaction.



Sherri Lukes and Lancette VanGuilder

This course is an overview of oral pathologic conditions affecting children, adolescents, adults and geriatric clients. Participants will be engaged during case presentations of both common and uncommon conditions. Etiology, clinical appearance, treatment options and relevance to dental hygiene will be discussed for each lesion/condition. Comparison images for inclusion in the differential diagnosis will also be presented. Many of the images and cases presented are from Ms. Lukes' personal collection of lesion images accumulated over 41 years. This course can serve as an excellent update for seasoned hygienists and dentists or a relevant review for new graduates entering the field.

You Will Learn

- ❑ To explain the etiology of oral pathologic conditions affecting child, adolescent, adult and geriatric patients
- ❑ To describe the clinical appearance of various oral pathologic conditions
- ❑ To cite treatment options for oral pathologic conditions
- ❑ To explain the importance of current oral pathology knowledge when conducting intraoral and extraoral exams
- ❑ To compare and contrast lesions that can be considered in a differential diagnosis for each pathologic entity
- ❑ To describe oral symptoms of various systemic conditions as presented in cases



photo courtesy of Candace Horrell

Are You Air Aware? Incorporating Airway Assessments into Routine Dental Appointments

Lancette VanGuilder, BS, RDH

Healthy breathing is critical to optimal oral and overall health. Dental practitioners can be collaborative partners in screening for airway health and disordered breathing, sleep and TMD. This course will provide participants with information on the prevalence of disordered breathing, as well as the key medical, dental and mental symptoms of poor airway health.

Interactive activities will provide attendees an opportunity to use their cell phone to assess their own intraoral and extraoral photos and to assess dental red flags for breathing concerns. There will be a demonstration on how to utilize intraoral cameras to capture airway images that can be utilized for airway education, referrals and documentation. A detailed course handout will be provided. Bonus material includes a comprehensive chairside screening. Upon completion of this course, attendees will gain the knowledge and confidence to have potentially life-saving conversations with patients and immediately implement airway screenings into routine dental appointments.

You Will Learn

- ❑ To understand the role of dentistry in screening and the treatment of sleep-related breathing disorders
- ❑ To identify the types of disordered breathing and various contributing factors for airway problems
- ❑ How to utilize an intraoral camera to capture intraoral and extraoral images of airway concerns
- ❑ To determine dental and medical treatment options to address airway concerns

Who Should Attend

This informative symposium is intended for dental hygienists, dentists and other allied dental professionals.

Tuition: \$215 Allied Dental Professionals; \$325 Dentists
\$185 for CDHA Members*
(includes lunch and morning coffee/tea service)

Program: 9:00 am – 4:00 pm

Location: Arthur A. Dugoni School of Dentistry, 155 Fifth Street, SF

Credits: This activity is designated for 6 units of continuing education credit.

CDHA members receive a \$30 discount

*Contact cedental@pacific.edu for the CDHA discount code.

Faculty

Sherri M. Lukes, RDH, MS, is an associate professor emerita at Southern Illinois University and has 41 years of experience in dentistry. She taught general and oral pathology, with research concentrated in migrant oral health and oral pathology resulting in multiple publications. She is a member of the American Academy of Dental Hygiene (pathology fellowship) and the American Academy of Oral Medicine, and is past president of the ADHA/Illinois Dental Hygienists' Association. Her honors include Community Service, Research and Teacher of the Year Awards, the Illinois Department of Public Health Oral Health Champion Award and the RDH Award of Distinction.

Lancette VanGuilder, BS, RDH, serves as the clinical director of Sierra Sleep, Airway and Wellness Center in Reno, Nevada. She is also a proud COVID-19 vaccinator, public health dental hygienist and internationally recognized continuing education speaker. She has received local, state, national and global awards during the last 25 years for her work in advocacy, public health, leadership and education. She is passionate about complete health dentistry and medical-dental integration.

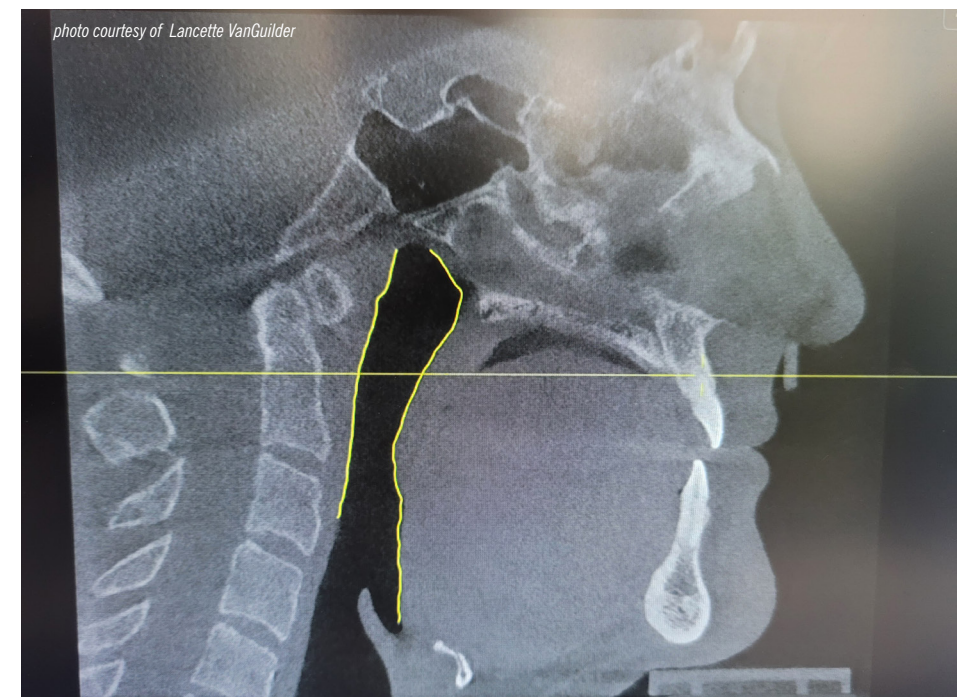


photo courtesy of Lancette VanGuilder

University of the Pacific, Arthur A. Dugoni School of Dentistry would like to acknowledge and thank **Premier Dental** for their generous support of this program.

SAVE THE DATE!

37th Annual Charles A. Sweet, Sr. Pediatric Dentistry Memorial Lecture

**Pediatric Sleep Disordered Breathing
presented by
Soroush Zaghi, MD**

Saturday, April 22, 2023

9:00 am – 4:00 pm
6 CE units



igordoon/unsplash

**Arthur A. Dugoni School of Dentistry
155 Fifth Street, San Francisco**

For more information or to receive a brochure for this annual program,
contact the Division of Continuing Dental Education at
cedental@pacific.edu or (415) 929-6486.

Infection Control After COVID-19 and the California Dental Practice Act



Saturday, January 21, 2023

Infection Control After COVID-19

John A. Molinari, PhD

Dental healthcare professionals and their patients can be exposed to a variety of bacteria, viruses and fungi via blood, oral fluids and respiratory secretions, and effective infection prevention in clinical settings is vital. Science-based CDC recommendations and OSHA regulations, as well as recommendations from dental organizations, will be discussed to support recent infection control updates and modifications.

The COVID-19 pandemic caused a review of PPE and other equipment that were used in dental settings before the emergence of the SARS-CoV-2 respiratory pathogen. Current and emerging information pertaining to suggested PPE and air quality modifications will be considered.



John Molinari and Bruce Peltier

You Will Learn

- ❑ To comprehend the basis for application of standard precautions and transmission-based precautions in an infection prevention program
- ❑ To utilize components of a comprehensive infection control plan
- ❑ The governmental infection control modifications necessitated by the COVID-19 pandemic
- ❑ The most recent updates for CDC recommendations and OSHA requirements for dentistry

California Dental Practice Act

Bruce Peltier, PhD, MBA

This course is a review of the essential elements of the California Dental Practice Act.

You Will Learn

- ❑ The Dental Practice Act:
 - What it is and where to find it?
- ❑ Acts in violation of the Dental Practice Act
- ❑ Effective informed consent practices
- ❑ Laws governing the prescribing of drugs
- ❑ Keeping or losing your license (citations, fines, revocation, suspension)
- ❑ License renewal regulations and procedures
- ❑ How dentists and auxiliaries get into trouble
- ❑ Advertising in dentistry
- ❑ Child abuse, elder abuse and domestic violence reporting
- ❑ Termination of care and patient abandonment
- ❑ Substance abuse and diversion

Who Should Attend

The Dental Board of California requires that all dentists, registered dental hygienists and registered dental assistants take two units each of dental law and infection control every two years in order to renew their licenses.

Tuition: \$145

Program: 9:00 am – 1:00 pm

Format: Live, interactive webinar via Zoom

Credits: This activity is designated for 4 units of continuing education credit.

Faculty

John A. Molinari, PhD, earned a PhD in microbiology from University of Pittsburgh and subsequently worked as a faculty member in its School of Dental Medicine. He is currently professor emeritus at University of Detroit Mercy, where he served for 32 years as professor and chair of the Department of Biomedical Sciences and director of infection control. He was infection control director for Dental Advisor and has served as an infectious disease consultant for the CDC, ADA and regional hospitals. He has published more than 500 scientific articles, text chapters and abstracts and lectures internationally on infectious diseases and infection control.

Bruce Peltier, PhD, MBA, is an emeritus professor of psychology and ethics at the Dugoni School of Dentistry where he directed the biomedical ethics program. A graduate of West Point, he has a PhD in counseling from Wayne State University and has received training at the Kennedy Institute of Ethics at Georgetown University. He is author of *The Psychology of Executive Coaching*, *Dental Ethics Primer* and the hypnosis CD, *Relieving Dental Anxiety*. He has provided remediation services for dentists disciplined by the Dental Board of California for the past 25 years.



yinyang/iStockphoto

PROGRAM INFORMATION

University of the Pacific, Arthur A. Dugoni School of Dentistry and University of California, San Francisco, School of Dentistry, invite you to join us for the 28th Annual Island Dental Colloquium. We are offering an outstanding educational opportunity featuring three excellent speakers. Course sessions run from **7:30 am – 11:30 am** each day. Take advantage of this unbeatable travel education program combined with the beauty and excitement of the island of Kauai.

COURSES

Personalized Periodontal Medicine – A New Approach to Total Body Health Doug Thompson, DDS

Periodontal disease detection criteria and how we treat active disease are changing. It is becoming clear that it is not just an oral problem; it is a systemic problem. The new personalized periodontal medicine approach features the use of the saliva (salivary diagnostics) and other personalized patient information to assist with disease diagnosis and treatment. These concepts can transform your routine hygiene services to value added experiences of personalized periodontal medicine. Featuring a series of case studies, you will discover that practicing this way is 21st century periodontal care. Utilizing a comprehensive approach, and adding organized structure, you can radically transform your practice and demonstrate to your patients your true concern for their overall wellness.

What's New in Direct Restorations?

Todd Snyder, DDS

Technology continues to make improvements in the dental materials that we are able to purchase and place in our patients' mouths. With so many varieties of direct restorative materials available it can often be confusing as to what materials to use when and where. This lecture will cover the many different types of modern materials available, including their benefits and disadvantages. We will discuss how and when to implement materials, based on their characteristics, strengths and weaknesses, along with placement techniques and implementation of various types of matrices. The last part of the program will examine problems that arise when placing these restorations. You will learn to troubleshoot technique issues and/or sensitivity to provide the best possible results and longevity for your patients.

Oncology and the Dental Profession – from A to Z

Alessandro Villa, DDS, PhD, MPH

This lecture offers a review of the epidemiology, diagnosis and management of oral cavity and oropharyngeal cancers. Participants will become familiar with the natural history of oral cancer, the role of potentially malignant oral lesions and Human Papilloma Virus infections in the pathogenesis of head and neck cancers. Patients undergoing treatment for cancer are at risk for developing a wide spectrum of oral complications and adverse events. This course will also provide a practical approach to the assessment, diagnosis and treatment of the most frequently encountered and clinically relevant oral adverse events in cancer patients.



Book your hotel online at dental.pacific.edu/islanddental



Dates: February 6 – 10, 2023
Location: Sheraton Kauai Resort & Spa, Kauai, Hawaii
Tuition: \$995 Dentists; \$745 Allied Dental Professionals
 (includes continental breakfast each morning)
Program: 7:30 am – 11:30 am daily
Credit: This activity is designated for 20 units
 of continuing education credit



Todd Snyder, DDS, received his DDS at UCLA School of Dentistry and trained at the F.A.C.E. institute. He is a fellow of the American Academy of Cosmetic Dentistry and the International Academy of Dental Facial Esthetics. He is also a member of the American Society for Dental Aesthetics and a diplomate of the American Board of Aesthetic Dentistry. He has been on faculty at UCLA where he helped create and co-direct the graduate program in aesthetic and cosmetic restorative dentistry. He lectures nationally and internationally and owns a software company and an online dental training program – Legion.Dentist. He practices in Laguna Niguel, CA and Las Vegas, NV.



Doug Thompson, DDS, has a private practice in Michigan and is founder of the Wellness Dentistry Network, an online educational hub for dental teams implementing oral-systemic protocols. He is a faculty member at The Kois Center and a board member of the American Academy of Oral Systemic Health. He completed a fellowship in anti-aging and regenerative medicine from the American Academy of Anti-Aging Medicine and is a published author of a chapter in the textbook: *Personalized and Precision Integrative Cardiovascular Medicine*.



Alessandro Villa, DDS, PhD, MPH, is the chief of oral medicine and director of oral oncology at University of California, San Francisco where he also serves as program director for the Oral Medicine Residency program and Oral Oncology mini-fellowship. Previously, he served as a faculty member at Brigham and Women's Hospital and Harvard University. Dr. Villa's research interests are focused primarily on oral complications of cancer treatment, the epidemiology of oral and oropharyngeal cancer and disparities in treatment outcomes.

Robin Lopez/unsplash

Register for the program online at dentistry.ucsf.edu/cde
 or contact UCSF at cde@ucsf.edu | 415.514.0778

Cariology – What Do I Really Need to Know?



Saturday, March 11, 2023

This presentation will focus on cariology and the latest scientific-based caries management. Dr. Rechmann will refresh your prior knowledge of the histological, physical and chemical composition of enamel and dentin, specifically related to the caries process. He will recap how oral bacteria produce acids necessary for the start of dental caries and its progression. Participants will immediately understand the acid weakness of enamel and dentin, and how to intervene. There will be a discussion of how oral bacteria, carbohydrates, dietary supplements, saliva and enzymes affect caries progression, prevention and reversal. Remineralization of dental hard tissue will also be explained in terms of clinical significance.



Peter Rechmann

The basics of the caries process are known and essential, however, modern cariology has provided more options to escape the proverbial fate of cavities. The understanding of microbial biofilm and its importance for caries development has increased. Biofilm modification is crucial for interrupting the caries cycle, and the use of new bactericidal composites and lasers are effective methods of caries management. This presentation will outline the principles of Caries Management by Risk Assessment (CAMBRA) to facilitate an understanding of the CAMBRA philosophy. Based on scientific understanding of the caries process, you will learn the importance of caries risk assessments for your patients. Lastly, we will examine potential economic benefits to your practice by integrating modern cariology into your treatment plans.

You Will Learn

- ❑ To describe the roles that oral bacteria, carbohydrates, dietary supplements, saliva and enzymes play in caries progression, prevention and/or reversal of the caries process
- ❑ To achieve a basic understanding of the oral biofilm and its importance for caries development, and how biofilm modification is important for interrupting the caries cycle
- ❑ To apply the principles of Caries Management by Risk Assessment
- ❑ To distinguish a variety of modern filling materials preventing secondary caries and how they function
- ❑ How to implement caries prevention with lasers

Who Should Attend

This informative lecture is intended for dentists and allied dental professionals.

Tuition: \$325 Dentists; \$215 Allied Dental Professionals
(includes lunch and morning coffee/tea service)

Program: 9:00 am – 4:00 pm

Location: Arthur A. Dugoni School of Dentistry, 155 Fifth Street, SF

Credits: This activity is designated for 6 units of continuing education credit.

Faculty

Peter Rechmann, DMD, PhD, has served as a professor at the University of California, San Francisco, Department of Preventive and Restorative Dental Sciences. He is director of the Clinical Sciences Research Group and has been involved in clinical research for more than 40 years. His research relates to caries prevention including laser use, caries management, light-based diagnostics and application of new caries prevention methods. Dr. Rechmann is successfully funded by industry grants and has published more than 160 papers and book chapters.




Module 1 May 12 – 13, 2023 **Module 2** July 21 – 22, 2023 **Module 3** September 22 – 23, 2023

The Dental Sleep Medicine Mini Residency program is intended for dentists who desire to increase knowledge and skills in the screening, evaluation and management of patients with obstructive sleep apnea. During the three weekend sessions, participants will take part in lectures from world-renowned sleep physicians and dentists and participate in hands-on sessions. The mini residency is designed to provide an ideal balance of the academic and clinical aspects of dental sleep medicine. Critical practice management and medical billing aspects will also be given significant focus. Participants will become qualified in the selection of oral appliance therapy in the treatment of their patients with obstructive sleep apnea and sleep disordered breathing. The ideal participant will have already attended at least a basic introductory course.

COURSE DIRECTORS



Jamison Spencer,
DMD, MS



Eugene Santucci,
DDS, MA



Kevin Mangelson,
DMD

Additional world-renowned experts will be guest speakers during this mini residency.

Early Bird Tuition: \$7,695 (for registrations received by April 12)

Regular Tuition: \$7,995

Deposit: \$1,000 (nonrefundable)

Program: 8:00 am – 5:00 pm

Location: Arthur A. Dugoni School of Dentistry and via Zoom

Credits: This activity is designated for 65 units of continuing education credit.

**Program is limited to 30 participants and includes continental breakfast and lunch each day.*

photos courtesy of Cameron Kuehne



Register online at dental.pacific.edu/CDEclasses

GENERAL INFORMATION

THERE ARE 3 WAYS TO REGISTER FOR OUR PROGRAMS:

- 1

ONLINE at dental.pacific.edu/CDEclasses
Dugoni School of Dentistry dues-paying alumni receive 15% off regular tuition for most programs; recent grads receive 20% off.
- 2

MAIL the attached registration form along with your payment to:
University of the Pacific, Arthur A. Dugoni School of Dentistry
Continuing Dental Education
155 Fifth Street, 4th Floor
San Francisco, CA 94103
- 3

PHONE in your registration to us at (415) 929-6486



SCAN THIS QR CODE
TO REGISTER BY SMARTPHONE

Registrations are processed in the order in which they are received. Upon receipt of your registration and tuition, a confirmation will be emailed to you. For live patient programs, participants will be required to provide proof of liability insurance and a copy of their dental license.

Email Requirement

A unique email address is needed to register, receive confirmation and access CE certificates for all programs offered by the Division of Continuing Dental Education at the Dugoni School of Dentistry. Our registration system enables you to manage and track your CE and print your certificates. If you wish to register more than one person, please obtain their individual email address and other personally identifiable information.

Enrollment and Cancellation Policy

The Division of Continuing Education reserves the right to end registration when an enrollment limit is reached and to cancel, modify or alter content or faculty for any course if circumstances indicate the need for such a change. If the school finds it necessary to cancel a course, a full tuition refund will be granted. All attempts to contact registrants will be made as soon as possible in the event of a course cancellation. Other than tuition, the Arthur A. Dugoni School of Dentistry is under no financial obligation to reimburse participants for airline tickets, hotel reservations or any other costs incurred should the need to cancel or reschedule a program arise.

For participant cancellations received at least two weeks prior to course date, a refund or credit will be issued towards a future Division of Continuing Education course. Refunds or tuition credits will not be issued for participant no-shows or cancellations less than two weeks prior to the course date.

Course Credit

The Dugoni School of Dentistry is authorized to award continuing education credits by the Dental Board of California. These courses meet the Dental Board of California's requirements for issuance of units of continuing education. One unit of credit is awarded for each hour of instruction. All courses are accepted by the Academy of General Dentistry for fellowship/mastership credit. University of the Pacific, Arthur A. Dugoni School of Dentistry is an ADA CERP recognized provider. ADA CERP is a service of the American Dental Association to assist dental professionals in identifying quality providers of continuing dental education. ADA CERP does not approve or endorse individual courses or instructors, nor does it imply acceptance of credit hours by boards of dentistry. Concerns or complaints about a CE provider may be directed to the provider or to the Commission for Continuing Education Provider Recognition at www.ada.org/cerp. The University is also a member of the Association for Continuing Dental Education (ACDE).



For more information go to: <http://is.gd/dugonilocation>

OUR LOCATION

University of the Pacific Arthur A. Dugoni School of Dentistry

155 Fifth Street
San Francisco CA 94103 (415) 929-6486
dental.pacific.edu/ce1 cedental@pacific.edu

Public Transportation

We are located two blocks from the Powell Street MUNI/BART Station in downtown San Francisco with multiple transit connections nearby.

Parking

Hourly parking is available at the Fifth and Mission Garage, immediately adjacent to the dental school. Enter from Mission Street or Minna Street (off Fifth Street).

REGISTRATION APPLICATION

REGISTER ONLINE 24/7 at dental.pacific.edu/CDEclasses

You will receive acknowledgment of your enrollment by email. Registrations will be accepted in order of receipt. Please duplicate and complete one form for each registrant.

First Name _____ Middle Initial _____ Last Name _____

Title ☐ DDS ☐ DMD ☐ RDH ☐ RDA ☐ CDT ☐ Other _____

State of License _____ License Number _____

Birth Year _____

Email Address _____

☐ Yes, I want to receive email notifications of upcoming continuing dental education programs at the Dugoni School of Dentistry.

Preferred Address _____

City _____ State _____ Zip _____

Telephone _____

Dental School _____ Class Year _____

Current dues-paying Dugoni School of Dentistry alumni member? ☐ Yes ☐ No

Specialty:

- ☐ Endodontics
- ☐ General Practice
- ☐ Oral Pathology
- ☐ Oral Radiology
- ☐ Oral Surgery
- ☐ Orthodontics
- ☐ Pediatric Dentistry
- ☐ Periodontics
- ☐ Prosthodontics
- ☐ Public Health

PLEASE ENROLL ME (Please duplicate form for additional registrations)

Course Title _____

Date _____ Tuition \$ _____

Course Title _____

Date _____ Tuition \$ _____

Course Title _____

Date _____ Tuition \$ _____

☐ Check ☐ Visa ☐ MasterCard ☐ American Express ☐ Discover

Credit Card Number _____

Expiration Date _____ Verification Code _____

Signature _____

Please make all checks payable to University of the Pacific

Send completed application(s) with payment to:

University of the Pacific, Arthur A. Dugoni School of Dentistry
Continuing Dental Education
155 Fifth Street, 4th Floor
San Francisco, CA 94103

Questions? cedental@pacific.edu or (415) 929-6486

dental.pacific.edu/CDEclasses

COURSE CALENDAR

AUGUST 2022

- 20 Geriatric Dentistry:
Are You Ready for the Gray Tsunami?
LIVE WEBINAR
NEW COURSE
- 26 RDHAP Fall 2022 Program begins
VIRTUAL COURSE
- 26-27 Oral Surgery for General Practitioners:
Take Yourself to the Next Level of Proficiency
HANDS-ON COURSE
NEW COURSE

SEPTEMBER 2022

- 17 RDAEF Program begins
HANDS-ON COURSE
- 24-25 Clinical Occlusion: Diagnosing and Treating
the Most Overlooked Aspect of Our Practice
HANDS-ON COURSE
NEW COURSE

OCTOBER 2022

- 8 Lights, Camera, Anterior Composites
HANDS-ON COURSE
- 28-30 Advanced Restorative Continuum:
Intensive Hands-on Training begins
HANDS-ON COURSE

NOVEMBER 2022

- 5 Pediatric Dental Trauma: New Directions
LIVE WEBINAR
NEW COURSE
- 12 2022 Dental Hygiene Symposium
NEW COURSE

JANUARY 2023

- 21 Infection Control After COVID-19 and the
California Dental Practice Act
LIVE WEBINAR

FEBRUARY 2023

- 3-4 Oral Surgery for General Practitioners:
Take Yourself to the Next Level of Proficiency
HANDS-ON COURSE
NEW COURSE
- 6-10 28th Annual Pacific/UCSF
Island Dental Colloquium
Kauai, Hawaii

- 10 RDHAP Spring 2023 Program begins
VIRTUAL COURSE

MARCH 2023

- 11 Cariology – What Do I Really Need to Know?
NEW COURSE